



【VoLTE】 VoLTE

方式一：



1.應用程式



2.設定



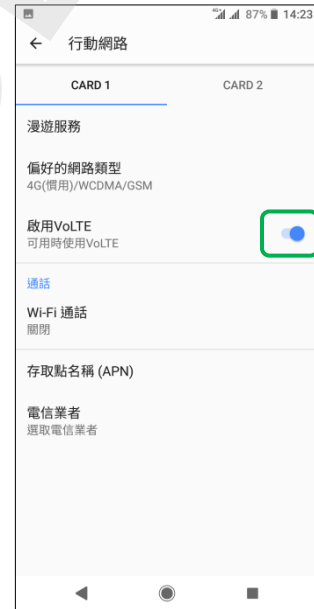
3.網路和網際網路



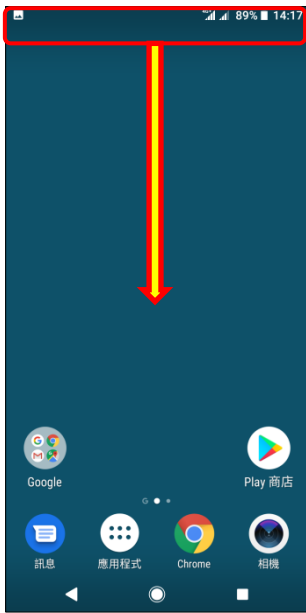
4.行動網路



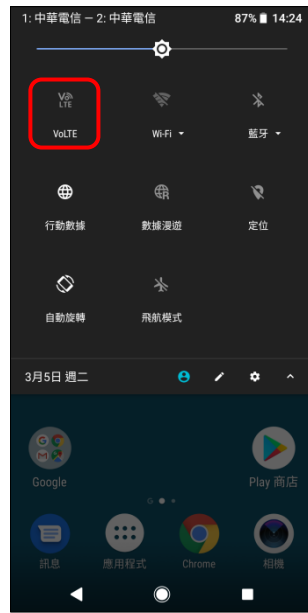
5.啟用 VoLTE 開
選擇 CARD1/CARD2



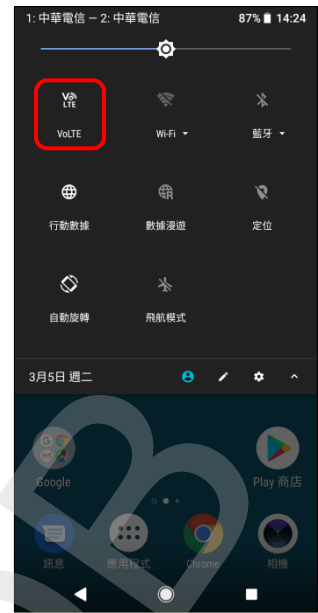
6.完成



1. 按住通知列下滑



2. 點選 



3. 完成

CHT FHS